





2000 MBAC NATIONALS



JULY 1-5, 2000

Official Souvenir Program \$5.00

2000 Master's National Championships

London, Ontario - July 1 to 5, 2000

Teaching Ladies' Teams

GOLD	Alberta	103 pts
SILVER	Northern Ontario	79 pts
BRONZE	Manitoba	78 pts
High Single	Kari Anderson (AL) Margie Nurse (NF)	333
High POA	Kari Anderson (AL)	+245
Most Points	Kari Anderson (AL)	14.5
High Team Single	Manitoba	1140
High Team POA	Alberta	+312
Most Team Wins	Alberta	15

Teaching Men's Teams

GOLD	Manitoba	122 pts
SILVER	Southern Ontario	101 pts
BRONZE	Alberta	96 pts
High Single	Chad Hurd (MB)	337
High POA	Chad Hurd (MB)	+459
Most Points	Donald Welch (MB)	16
High Team Single	Alberta	1268
High Team POA	Manitoba	+633
Most Team Wins	Manitoba	17

Senior's Teams

GOLD	Alberta	101 pts
SILVER	Manitoba	86.5 pts
BRONZE	Saskatchewan	74 pts
High Single - Ladies	Priscilla Young (SO)	296
High Single - Men	Matt Dragun (SO)	373
High POA - Ladies	Glennis Godfrey (BC)	-83
High POA - Men	Jim Bradshaw (AL)	+235
Most Points - Ladies	Marilyn Lemcke (NO)	11
Most Points - Men	Al Zellweger (NO)	13.5
High Team Single	Quebec	1360
High Team POA	Alberta	+38
Most Team Wins	Alberta	16

400 Games

Victor Silen	Northern Ontario Tournament Men	433
Dave Andres	British Columbia Tournament Men	405, 410
John Mattiolo	Southern Ontario Tournament Men	418

Tournament Ladies' Teams

GOLD	Southern Ontario	118.5 pts
SILVER	Saskatchewan	110.5 pts
BRONZE	Alberta	96 pts
High Single	Andrea Huber (SK)	350
High Average	Dianne Violini (AL)	270
Most Points	Dianne Violini (AL)	19
High Team Single	Saskatchewan	1372
High Team Average	Saskatchewan	1213
Most Team Wins	Southern Ontario	17

Tournament Men's Teams

GOLD	Southern Ontario	97.5 pts
SILVER	Alberta	95 pts
BRONZE	Manitoba	90.5 pts
High Single	Victor Silen (NO)	433
High Average	Tom Stevenson (AL)	267
Most Points	Tom Stevenson (AL)	16
High Team Single	Southern Ontario	1487
High Team Average	Southern Ontario	1267
Most Team Wins	Manitoba / S. Ontario	13

Tournament Ladies' Singles

GOLD	Brenda Pankoff (ON)	
SILVER	Jennifer Marshall (AL)	
BRONZE	Helene Godmaire (PQ)	
High Single	Brenda Pankoff (ON)	363
High Average	Brenda Pankoff (ON)	271
Most Wins	Brenda Pankoff (ON)	15

Tournament Men's Singles

GOLD	Darcy Brazeau (NO)	
SILVER	Maurice Girouard (PQ)	
BRONZE	Joe Wilson (BC)	
High Single	Doug McCaw (SK)	388
High Average	Joe Wilson (BC)	261
Most Wins	Darcy Brazeau (NO)	13

200u Master's National Championships July 2 to 5, 2000

Aggregate Standings

Province	Teaching Teams		Senior		Tournament Teams		Tournament Singles		Aggregate	
	Ladies	Men	Team	Ladies	Men	Ladies	Men	Total	Ranking	
British Columbia	2	5	2	5	4	1	6	25	5	
Alberta	7	6	7	6	7	7	4	44	1	
Saskatchewan	1	2	5	7	3	4	2	24	7	
Manitoba	5	8	6	4	6	3	1	33	3	
Northern Ontario	6	1	1	3	2	5	7	25	5	
Southern Ontario	4	7	4	8	8	8	3	42	2	
Quebec	0	4	3	2	5	6	8	28	4	
Newfoundland	3	3	0	1	1	2	5	15	8	

Rules for Aggregate:

- 1 Aggregate points are awarded based on the order of finish during the tournament.
- 2 Points are awarded according to the number of teams or singles in each division starting at one (1) for the last place finisher. The first place finisher receives points equal to the number of teams or singles in the division. If the division contains 7 teams, then the first place finisher receives 7 points, second place receives 6 points, third place receives 5 points, etc. Provinces that did not participate in a division receive 0 points for that division.
- 3 There are seven divisions that are awarded points towards aggregate: Teaching Ladies' Team, Teaching Men's Team, Senior Team, Tournament Ladies' Team, Tournament Men's Team, Tournament Ladies Single and Tournament Men's Single.

Rules for Ties

- 1 In the event of a tie, the team or single with the most number of points awarded between the teams or single involved, shall be given the higher placing.
- 2 If still tied after applying rule #1, then the team or single with the higher total pinfall for the tournament shall be given the higher placing.
- 3 If still ties after applying both rule #1 and rule #2, a 2 frame roll-off shall be used.

2000 Master's National Championships

Tournament Men

Team Bowlers	Bowling-A-Rama										Fleetway Centre										Total					
	Game 1	Game 2	Game 3	Game 4	Game 5	Game 6	Game 7	Game 8	Game 9	Game 10	Game 11	Game 12	Game 13	Game 14	Game 15	Game 16	Game 17	Game 18	Game 19	Game 20	Game 21	Avg Score	Total Score	High Score	Win Total	The Point Total
British Columbia (BC) [5]	5 285 w	5 281 w	1 204	3 293	3 277 w	3 238	4 238	4 238	4 320	5 266	2 333 w	1 206	1 328 w	2 208	3 197	5 209 w	5 182	3 217	2 325 w	2 246	255.5	5365	333	10	0	10
Joe Kranabitter (15)	3 202	4 190	4 270	4 281	4 290	5 250	5 231	4 221	5 405	5 182	4 211	4 210	4 316	4 207	4 258	4 373 w	2 157	4 168	4 282 w	253.2	5317	410	10	0	10	
Dave Andrews (10)	2 206	3 263	3 216	3 204	2 263	2 210	2 308	2 222	3 280	3 328	2 198	5 275	2 222	3 196	2 201	3 242	3 211	1 230	1 252	1 300	240.9	5058	328	9	0	9
Bob Gailer (27)	1 291	1 190	5 290	5 307	5 268	4 311	4 206	5 208	1 249	1 245	3 243	3 288	3 288	3 346	1 247	1 244	1 260	2 227	5 251	5 244	257.8	5414	348	11	0	11
Bob Herman (6)	4 259	2 255	2 306	2 164	3 275	1 268	1 321	2 227	2 243	2 255	1 257	1 248	5 214	5 247	5 239	2 258	1 218	4 243	3 284 w	253.3	5319	321	11	0	11	
Dick Borgenstrom (14)	1243	1179	1286	1280	1216	1332	1343	1118	1415	1330	1165	1354	1243	1411	1088	1227	1211	1098	1234	1261	26473	1415	10	0	30	
Total Points Won	1.0	3.0	6.0	6.0	1.0	5.0	5.0	7.0	7.0	2.0	1.0	8.0	7.0	2.0	2.0	2.0	1.0	2.0	7.0	7.0	3.9					81
Alberta (AL) [2]	1 232	1 193	3 253	4 209	5 251	5 370	5 277	5 243	5 181	4 224	4 177	4 203	2 223	2 192	4 196	4 207	4 192	4 268	4 254	248.9	4822	370	12	0	12	
Len Howell (36)	4 240	4 235	4 230	1 216	4 274	4 346	4 282	4 274	4 225	5 307	5 175	4 206	5 196	5 250	5 194	5 288	5 273	5 216	5 273 w	236.5	4927	346	12	0	12	
Greg Gighini (19)	5 262	5 276	5 318	5 233	1 352	1 285	1 303	1 221	1 241	3 301	5 295	3 277	3 263	3 285	3 277	3 231	3 199	3 242	5 216	237.5	5618	352	16	0	16	
Tom Stevenson (1)	3 260	3 328	1 194	3 261	3 282	3 206	3 212	3 283	3 248	3 319	3 272	4 232	4 232	3 271	2 211	2 261	2 235	1 198	1 230	254.0	5335	328	13	0	13	
Ian Dobbin (12)	2 245	2 278	2 281	2 211	2 240	2 208	2 209	2 228	2 289	2 258	2 179	2 234	3 215	2 221	2 217	2 295	2 252	2 211	2 258	236.1	4859	295	8	2	9	
Wally Bridget (33)	1239	1310	1276	1130	1409	1415	1225	1268	1320	1173	1285	1069	1175	1129	1292	1248	1198	1203	1168	1232	1239	26021	1415	11	0	33
Total Points Won	3.0	4.0	6.0	2.0	7.0	7.0	5.0	7.5	7.0	2.0	7.0	3.0	2.0	2.0	5.5	6.0	3.0	2.0	2.0	6.0	4.5					95
Saskatchewan (SK) [6]	1 255	1 198	1 320	1 291	1 281	1 320	1 312	1 221	1 284	3 300	5 232	3 254	3 188	1 192	1 236	1 300	1 299	1 233	1 244	257.6	5409	337	13	0	13	
Len Samond (5)	2 272	2 184	2 209	2 232	2 200	2 275	2 235	4 269	4 337	4 241	2 261	2 270	2 262	2 247	5 159	2 296	2 297	2 311	2 277 w	261.8	5497	320	12	0	12	
Don Salmund (9)	3 237	3 261	3 308	3 298	3 200	3 219	3 258	2 169	2 221	2 234	1 275	4 283	3 229	3 283	3 234	5 281	5 283	5 221	5 199	255.0	5148	308	10	0	10	
Doug Clark (24)	4 225	4 270	4 198	4 271	4 279	4 247	4 230	5 232	5 217	5 239	1 213	4 215	4 334	4 266	4 288	4 265	4 288	4 205	4 316	245.0	6250	334	7	1	7.5	
Tom Palerson (18)	5 246	5 229	5 230	5 280	5 236	5 260	5 189	3 207	3 223	2 206	3 185	2 227	5 218	5 214	5 198	2 228	3 225	3 316	3 218	228.9	4787	316	5	0	5	
Cary Snyder (38)	1222	1205	1173	1069	1266	1302	1310	1293	1200	1306	1287	1124	1173	1242	1404	1184	1110	1336	1287	1094	1231	25856	1404	12	0	36
Total Points Won	5.0	3.0	2.0	6.0	6.0	3.0	3.0	3.0	8.0	6.0	6.0	2.0	2.5	6.0	2.0	2.5	6.0	8.0	3.0	1.0	4.3					74.5
Manitoba (MB) [3]	4 166	4 206	3 199	3 206	3 232	3 202	4 246	4 252	3 271	2 272	3 219	4 238	4 260	5 272	5 187	5 278	4 327	5 219	1 192	235.0	4934	327	10	0	10	
Willie Wood (16)	5 184	5 221	5 252	5 220	5 196	5 303	5 221	5 195	1 196	5 320	1 260	5 306	5 321	5 213	1 282	1 279	1 276	1 206	5 291	247.2	5192	331	6	0	6	
Doug Ford (20)	3 244	3 203	4 268	4 251	4 187	4 271	3 260	3 190	4 214	4 335	4 191	1 287	1 280	1 218	4 269	4 265	4 198	5 184	1 191	234.0	4913	335	6	0	6	
Don Brunette (35)	1 254	1 433	1 183	1 258	1 206	1 200	2 187	1 152	2 268	3 295	2 265	2 221	3 187	3 234	3 205	3 242	3 243	3 227	3 217	237.9	4995	333	9	0	9	
Victor Sien (31)	2 209	2 255	2 368	2 258	2 280	2 205	1 240	2 272	5 276	5 223	5 251	4 238	2 202	2 224	2 286	2 270	2 288	2 188	4 197	264.5	5345	369	11	1	11.5	
Robert Caron (11)	1057	1318	1271	1193	1171	1181	1154	1061	1215	1445	1166	1281	1327	1160	1270	1180	1269	1318	1031	1209	25379	1445	9	0	27	
Total Points Won	5.0	2.0	2.0	2.0	6.0	1.0	2.0	2.0	0.5	3.0	2.0	1.0	1.0	2.0	6.0	6.0	3.0	7.0	0.0	3.5						72.5
Northern Ontario (NO) [7]	4 166	4 206	3 199	3 206	3 232	3 202	4 246	4 252	3 271	2 272	3 219	4 238	4 260	5 272	5 187	5 278	4 327	5 219	1 192	235.0	4934	327	10	0	10	
Mike McNamara (34)	5 184	5 221	5 252	5 220	5 196	5 303	5 221	5 195	1 196	5 320	1 260	5 306	5 321	5 213	1 282	1 279	1 276	1 206	5 291	247.2	5192	331	6	0	6	
Ron Ford (20)	3 244	3 203	4 268	4 251	4 187	4 271	3 260	3 190	4 214	4 335	4 191	1 287	1 280	1 218	4 269	4 265	4 198	5 184	1 191	234.0	4913	335	6	0	6	
John Maitlo (26)	1 254	1 433	1 183	1 258	1 206	1 200	2 187	1 152	2 268	3 295	2 265	2 221	3 187	3 234	3 205	3 242	3 243	3 227	3 217	237.9	4995	333	9	0	9	
Stephane Lapensee (4)	2 209	2 255	2 368	2 258	2 280	2 205	1 240	2 272	5 276	5 223	5 251	4 238	2 202	2 224	2 286	2 270	2 288	2 188	4 197	264.5	5345	369	11	1	11.5	
Geoff Stevens (7)	1057	1318	1271	1193	1171	1181	1154	1061	1215	1445	1166	1281	1327	1160	1270	1180	1269	1318	1031	1209	25379	1445	9	0	27	
Total Points Won	5.0	2.0	2.0	2.0	6.0	1.0	2.0	2.0	0.5	3.0	2.0	1.0	1.0	2.0	6.0	6.0	3.0	7.0	0.0	3.5						72.5
Southern Ontario (SO) [1]	4 166	4 206	3 199	3 206	3 232	3 202	4 246	4 252	3 271	2 272	3 219	4 238	4 260	5 272	5 187	5 278	4 327	5 219	1 192	235.0	4934	327	10	0	10	
Steve Greenides (13)	5 212	5 311	5 180	4 315	4 176	4 336	4 210	4 236	4 261	4 311	4 301	4 225	4 246	4 260	4 338	4 284	4 280	4 300	4 247	263.7	5327	379	11	0	11	
Mike Bates (6)	1 278	1 211	1 236	3 233	3 233	3 214	3 233	3 174	3 151	3 251	3 211	3 252	3 219	3 290	3 313	3 269	3 223	3 418	3 241	261.5	5491	338	12	0	12	
John Maitlo (26)	4 291	4 262	4 180	1 250	1 254	1 293	1 283	1 265	1 210	1 215	1 225	1 244	1 266	1 240	1 303	1 302	1 311	2 200	2 243	243.1	5105	418	14	0	14	
Stephane Lapensee (4)	3 238	3 246	3 251	5 315	5 196	5 245	5 321	5 306	5 239	5 269	5 320	5 224	5 182	1 263	1 264	1 265	1 279	5 322	5 298	262.7	5516	332	10	0	10	
Eric Polvin (28)	1260	1303	1055	1337	1132	1349	1283	1425	1105	1225	1292	1487	1100	1337	1463	1309	1287	1237	1460	1281	26911	1487	13	0	39	
Total Points Won	5.0	2.0	2.0	2.0	2.0	7.0	8.0	8.0	1.0	6.5	7.0	7.0	6.0	6.0	6.0	6.0	6.0	1.0	6.0	2.0	4.6					97.5
Quebec (PQ) [4]	5 215	5 192	2 214	3 282	3 318	4 271	4 271	4 271	1 302	1 228	1 249	5 230	5 227	5 238	5 267	5 263	5 267	5 198	5 231	243.6	5115	318	10	0	10	
Luc Duguay (25)	3 198	4 380	4 262	4 268	4 151	2 278	4 242	4 231	3 233	4 268	2 238	3 306	2 191	3 324	2 205	3 272	3 213	3 15	3 299	250.9	5288	380	12	0	12	
Daniel Gingras (17)	1 214	1 370	1 278	1 237	1 192	1 178	1 274	1 275	2 203	2 232	2 236	2 232	4 243	4 195	4 212	4 273	4 323	4 257	4 264	245.7	5686	323	9	0	9	
Bruno Cecyre (23)	2 225	2 369	5 245	5 273	5 245	5 321	5 298	5 243	5 220	5 271	1 688	1 253	1 259	1 318	1 233	1 233	1 220	1 224	1 359	266.0	5586	360	12	0	12	
Marc Madore (3)	4 175	2 189	3 349	2 199	2 145	1 342	3 22	2 281	3 259	4 255	4 164	3 236	2 231	3 196	2 273	2 272	2 266	2 268	3 281	240.1	5042	349	13	0	13	
Eric Polvin (28)	1027	1418	1337	1259	1051	1242	1306	1332	1089	1282	1307	1182	1167	1304	1113	1243	1357	1217	1242	1246						

2000 Master's National Championships

Tournament Singles

Ladies' Single Men's Single	Bowl-A-Rama							Fleetway Centre							Fleetway Centre							Avg Score	Total Score	High Score	Win Total	Tie Total	Point Total		
	Game 1	Game 2	Game 3	Game 4	Game 5	Game 6	Game 7	Game 8	Game 9	Game 10	Game 11	Game 12	Game 13	Game 14	Game 15	Game 16	Game 17	Game 18	Game 19	Game 20	Game 21								
British Columbia (BC) Gail Stubbings Jos Wilson	vs NF 205 w 287 w	vs AL 208 246	vs SK 213 276	vs NO 172 288	vs MB 243 290	vs SO 188 241	vs PQ 243 217	vs AL 199 189	vs SK 168 261	vs NO 205 256	vs MB 231 w 320 w	vs SO 208 273	vs PQ 216 282	vs NF 227 252	vs SK 219 275	vs NO 227 256	vs MB 258 w 226 w	vs SO 298 w 275	vs PQ 228 236	vs NF 190 w 348 w	vs SK 265 208 w	vs NO 193 208 w	216 0	4537	298	7	0	14	25
Alberta (AL) Jennifer Marshall Danny Gomboc	vs SK 241 w 223 w	vs BC 326 w 258 w	vs NF 240 268	vs MB 235 193	vs NO 224 281	vs PQ 218 212	vs SO 218 212	vs NF 341 w 274 w	vs BC 222 w 180	vs MB 273 w 286 w	vs NO 258 w 216 w	vs PQ 272 w 197	vs SK 279 252	vs NF 205 w 253 w	vs SK 261 w 272 w	vs MB 282 w 202	vs NO 268 w 237 w	vs PQ 301 257	vs SO 268 w 280 w	vs NF 265 216	vs SK 265 216	vs NO 198 164	264 7	5558	341	14	1	29	22
Saskatchewan (SK) Heather Lawrence Doug McCaw	vs AL 217 209	vs NF 227 270	vs BC 254 w 240	vs PQ 225 275	vs SO 187 265	vs MB 248 232	vs NO 248 200	vs NF 272 w 241	vs BC 248 w 221	vs PQ 248 w 337 w	vs NO 266 w 218	vs SO 280 w 303 w	vs MB 246 w 378 w	vs NF 189 212	vs SK 248 w 242 w	vs NO 236 242 w	vs PQ 248 242 w	vs SO 321 w 157	vs NF 321 w 388 w	vs MB 212 244 w	vs AL 179 213	vs NO 198 213	241 1	5063	321	9	0	18	18
Manitoba (MB) Karen Born Robert Shanas	vs PQ 282 w 214	vs NO 250 w 177	vs SO 194 244	vs MB 237 297	vs BC 280 w 212	vs NF 287 w 270	vs SK 240 231 w	vs NO 270 231 w	vs MB 287 w 264 w	vs PQ 280 w 264 w	vs NO 287 w 229	vs SO 240 208	vs MB 240 208	vs NF 219 222	vs SK 251 255	vs NO 241 255	vs BC 258 w 249	vs PQ 289 w 213	vs NF 258 w 251 w	vs AL 243 200	vs SK 261 w 345 w	vs NO 230 250	234 0	4914	287	9	0	18	12
Northern Ontario (NO) Barb McLachlan Darcy Brazeau	vs SO 258 w 248 w	vs MB 195 217	vs PQ 266 258 w	vs NF 283 243	vs NO 298 256	vs BC 283 243	vs SK 298 256	vs NF 283 243	vs MB 298 256	vs PQ 283 243	vs NO 298 256	vs BC 283 243	vs SK 298 256	vs NF 283 243	vs MB 298 256	vs PQ 283 243	vs NO 298 256	vs BC 283 243	vs SK 298 256	vs NF 283 243	vs MB 298 256	vs PQ 283 243	260 8	5476	346	10	1	21	26
Southern Ontario (SO) Brenda Pankoff Terry Little	vs NO 246 230	vs MB 280 w 308 w	vs PQ 272 w 250 w	vs NF 363 202	vs NO 224 276	vs BC 288 w 237	vs SK 288 w 276 w	vs NF 288 w 276 w	vs MB 300 w 258 w	vs PQ 288 w 258 w	vs NO 302 w 258 w	vs BC 288 w 258 w	vs SK 288 w 258 w	vs NF 288 w 258 w	vs MB 300 w 258 w	vs PQ 288 w 258 w	vs NO 302 w 258 w	vs BC 288 w 258 w	vs SK 288 w 258 w	vs NF 288 w 258 w	vs MB 300 w 258 w	vs PQ 288 w 258 w	271 0	5691	363	15	0	30	20
Quebec (PQ) Helene Godmaire Maurice Girouard	vs MB 249 w	vs SO 234 269	vs NO 283 255	vs SK 203 235	vs NF 288 w 255	vs BC 288 w 255	vs SK 288 w 255	vs NF 288 w 255	vs MB 300 w 258 w	vs PQ 288 w 258 w	vs NO 302 w 258 w	vs BC 288 w 258 w	vs SK 288 w 258 w	vs NF 288 w 258 w	vs MB 300 w 258 w	vs PQ 288 w 258 w	vs NO 302 w 258 w	vs BC 288 w 258 w	vs SK 288 w 258 w	vs NF 288 w 258 w	vs MB 300 w 258 w	vs PQ 288 w 258 w	245 3	5151	333	11	0	22	23
Newfoundland (NF) Cynthia Woods Vince Valvasori	vs BC 269	vs SK 275 w 260	vs AL 241 w 281 w	vs SO 245 195	vs PQ 245 279	vs MB 205 279	vs NO 216 250 w	vs SK 233 354	vs AL 216 254	vs SO 217 225	vs MB 198 215	vs BC 178 247 w	vs NO 277 w 262 w	vs NF 301 w 257 w	vs SK 241 219	vs MB 214 w 152	vs PQ 286 w 224	vs NF 271 w 243	vs BC 286 w 224	vs SK 286 w 224	vs NO 188 220	vs MB 288 w 218 w	235 4	4944	301	8	0	16	22

STANDINGS SUMMARY - LADIES

Avg	Ranking	Points	Ranking
216 0	6	14	8
264 7	2	29	2
241 1	5	18	5
234 0	7	18	5
260 8	3	21	4
271 0	1	30	1
245 3	4	22	3
235 4	6	16	7

STANDINGS SUMMARY - MEN

Avg	Ranking	Points	Ranking
261 0	1	25	2
233 2	8	22	4
251 3	5	18	7
235 4	7	12	8
254 7	3	26	1
253 2	4	20	6
266 3	2	23	3
246 5	6	22	4

LADIES STEPLADDER FINAL

Game 1	Game 2	Game 3
Jennifer Marshall (AL) Helene Godmaire (PQ)	216 - 330 w 297 w 200 - 222 -	266 w 222 -
Brenda Pankoff (SO) Jennifer Marshall (AL)	288 w 268 w 282 t 187 -	218 - 282 w 201 - 184 -

LADIES STEPLADDER FINAL

Game 1	Game 2	Game 3
Joe Wilson (BC) Maurice Girouard (PQ)	211 - 236 - 214 w 280 w	288 w 288 w
Darcy Brazeau (NO) Maurice Girouard (PQ)	305 w 328 - 258 - 356 w 343 w	240 - 343 w

STANDINGS SUMMARY - LADIES

Avg	Total	High	Win	Tie	Total
270 7	812	330	2	0	0
239 7	719	297	1	0	0
248 0	744	272	2	0	0
230 7	692	270	1	0	0

STANDINGS SUMMARY - MEN

Avg	Total	High	Win	Tie	Total
223 5	447	236	0	0	0
247 0	494	280	2	0	0
291 0	873	328	1	0	0
319 0	957	356	2	0	0

TIE BREAKER(S)