

# 2004 CANADIAN OPEN 5 PIN CHAMPIONSHIPS

## GATINEAU, QUEBEC

MEN'S SINGLES RESULTS																							
PROV	NAME	Shift #1					Shift #2					Shift #3					TOTAL	AVERAGE	RANK				
		1	2	3	4	5	Sub	6	7	8	9	10	Sub	11	12	13				14	15	Sub	
ON	601	Jim Thorpe	291	360	279	268	337	1535	306	226	254	233	201	1220	233	253	225	298	322	1331	4086	272.4	1
PEI	1001	John Walsh	249	307	285	207	226	1274	249	225	314	290	271	1349	258	333	253	320	244	1408	4031	268.7	2
PQ	801	Bruno Cecyre	210	255	285	332	212	1294	258	207	283	305	239	1292	239	222	325	296	318	1400	3986	265.7	3
NS	901	Wayne Comeau	238	293	265	260	238	1294	253	339	240	236	198	1266	230	278	317	351	213	1389	3949	263.3	4
MB	501	Jerry Sayer	271	253	279	251	241	1295	278	225	198	290	247	1238	305	228	230	310	298	1371	3904	260.3	5
AB	301	Ian Dobbie	238	330	293	201	274	1336	224	265	307	318	225	1339	205	241	265	265	252	1228	3903	260.2	6
NO	701	Dennis Umakoshi	261	191	281	260	228	1221	251	336	244	292	276	1399	247	360	232	214	221	1274	3894	259.6	7
BC	201	Steve Robson	282	305	258	276	228	1349	231	265	230	231	238	1195	240	221	228	293	233	1215	3759	250.6	8
SASK	401	Dwight Hubick	208	235	245	249	240	1177	280	275	250	272	235	1312	226	273	273	240	219	1231	3720	248.0	9
NFLD	1101	Tony Redmond	203	260	241	279	215	1198	259	271	232	241	227	1230	366	198	264	205	259	1292	3720	248.0	9
NWT	101	Marcel Bouchard	235	269	265	206	252	1227	222	225	264	261	184	1156	224	311	174	176	238	1123	3506	233.7	11

4086

LADIES' SINGLES RESULTS																							
PROV	NAME	Shift #1					Shift #2					Shift #3					TOTAL	AVERAGE	RANK				
		1	2	3	4	5	Sub	6	7	8	9	10	Sub	11	12	13				14	15	Sub	
PQ	802	Helene Godmaire	246	354	335	290	234	1459	218	279	199	324	253	1273	268	252	338	224	308	1390	4122	274.8	1
BC	202	Yvonne Walker	211	258	282	229	309	1289	206	331	286	209	230	1262	258	292	255	261	285	1351	3902	260.1	2
PEI	1002	Shelly MacDonald	276	248	195	262	308	1289	263	220	238	274	296	1291	276	243	238	228	202	1187	3767	251.1	3
ON	602	Sandi Horton	275	208	194	209	210	1096	262	288	266	314	263	1393	247	285	215	266	256	1269	3758	250.5	4
NFLD	1102	Tina Keeping	305	259	348	201	290	1403	260	187	233	248	242	1170	225	271	187	195	299	1177	3750	250.0	5
NWT	102	Kim Bailey	233	171	284	213	179	1080	252	249	278	282	254	1315	259	251	314	193	250	1267	3662	244.1	6
AB	302	Bobbi Sisko	223	207	205	241	283	1159	212	230	346	307	238	1333	184	192	243	266	228	1113	3605	240.3	7
SASK	402	Delise Fathers	265	204	246	262	213	1190	174	219	238	176	307	1114	245	256	241	296	204	1242	3546	236.4	8
MB	502	Karen Armstrong	259	208	294	190	191	1142	226	219	306	253	219	1223	354	209	216	168	233	1180	3545	236.3	9
NO	702	Lynn Gosselin	229	245	191	255	206	1126	217	278	201	215	180	1091	273	229	203	288	282	1275	3492	232.8	10
NS	902	Joanne Blades	214	279	234	238	242	1207	256	244	222	247	251	1220	216	196	208	273	148	1041	3468	231.2	11



## 2004 CANADIAN OPEN 5 PIN BOWLING CHAMPIONSHIP

**GATINEAU, QUEBEC**

### LADIES' TEAM EVENT - POINTS ONLY

PROVINCIAL CONTINGENT	PINFALL	GAME																		TOTAL	RANK
		1	2	3	4	5	6	7	8	9	10	11	12	13	14	15	16	17	18		
<b>Quebec</b>	<b>19533</b>	7.0	<b>0.0</b>	2.0	6.0	1.0	1.0	1.0	7.0	6.0	7.0	7.0	<b>0.0</b>	8.0	7.0	6.0	5.0	4.0	2.0	<b>77.0</b>	<b>1</b>
<b>Newfoundland</b>	<b>18448</b>	6.0	1.0	7.5	1.0	<b>0.0</b>	1.0	7.0	7.0	5.5	3.0	<b>0.0</b>	6.0	7.0	5.0	2.0	5.0	5.5	7.0	<b>76.5</b>	<b>2</b>
<b>Manitoba</b>	<b>19461</b>	2.0	6.0	7.0	<b>0.0</b>	7.0	7.0	6.0	1.0	2.0	<b>0.0</b>	5.5	6.0	7.0	3.0	8.0	1.0	2.0	6.0	<b>76.5</b>	<b>3</b>
<b>Ontario</b>	<b>19422</b>	6.0	8.0	6.0	7.0	7.0	<b>0.0</b>	5.0	2.0	6.0	5.0	1.0	2.0	7.0	6.0	0.0	<b>0.0</b>	6.0	2.0	<b>76.0</b>	<b>4</b>
<b>Alberta</b>	<b>19459</b>	7.0	2.0	<b>0.0</b>	7.0	2.0	7.0	7.0	6.0	2.0	2.5	7.0	2.0	<b>0.0</b>	1.0	6.0	3.0	4.0	6.0	<b>71.5</b>	<b>5</b>
<b>Saskatchewan</b>	<b>19075</b>	1.0	7.0	2.0	6.0	7.0	7.0	2.0	<b>0.0</b>	6.0	6.0	7.0	2.0	1.0	7.0	0.0	3.0	1.0	<b>0.0</b>	<b>65.0</b>	<b>6</b>
<b>Northern Ontario</b>	<b>17949</b>	<b>0.0</b>	1.0	6.0	1.0	1.0	1.0	3.0	7.0	2.5	5.5	1.0	7.0	0.0	<b>0.0</b>	8.0	7.0	2.5	6.0	<b>59.5</b>	<b>7</b>
<b>Prince Edward Island</b>	<b>17028</b>	2.0	7.0	1.0	2.0	6.0	1.0	<b>0.0</b>	1.0	2.0	1.0	1.0	1.0	1.0	2.0	<b>0.0</b>	2.0	7.0	1.0	<b>38.0</b>	<b>8</b>
<b>British Columbia</b>	<b>17141</b>	1.0	0.0	0.5	2.0	1.0	7.0	1.0	1.0	<b>0.0</b>	2.0	2.5	6.0	1.0	1.0	2.0	6.0	<b>0.0</b>	2.0	<b>36.0</b>	<b>9</b>



## 2004 CANADIAN OPEN 5 PIN BOWLING CHAMPIONSHIP

GATINEAU, QUEBEC

### MEN'S TEAM EVENT - POINTS ONLY

PROVINCIAL CONTINGENT	PINFALL	GAME																		TOTAL	RANK
		1	2	3	4	5	6	7	8	9	10	11	12	13	14	15	16	17	18		
Ontario	21165	5.0	2.0	0.0	3.0	8.0	3.0	6.0	5.0	8.0	0.0	6.0	7.0	6.0	2.0	5.0	3.0	7.0	6.0	82.0	1
Alberta	20155	6.5	0.0	6.0	2.0	6.0	5.0	6.0	5.0	6.0	7.0	2.0	7.0	0.0	6.0	2.0	6.0	6.5	2.0	81.0	2
Saskatchewan	19572	2.0	6.0	6.0	0.0	2.0	7.0	6.0	6.0	2.0	6.0	6.0	0.0	2.0	6.0	6.0	1.0	2.0	6.0	72.0	3
Manitoba	20081	1.5	5.0	2.0	6.0	2.0	0.0	2.0	2.0	5.0	3.0	0.0	6.0	8.0	6.0	2.5	7.0	1.5	7.0	66.5	4
Newfoundland	19484	7.0	8.0	2.0	6.0	2.0	1.0	0.0	3.0	3.0	2.0	1.0	1.0	7.0	0.0	5.5	5.0	7.0	3.0	63.5	5
British Columbia	19446	3.0	6.0	7.0	2.0	0.0	7.0	2.0	1.0	2.0	6.0	7.0	2.0	2.0	2.0	6.0	7.0	1.0	0.0	63.0	6
Quebec	19619	6.0	2.0	6.0	6.0	6.0	3.0	2.0	0.0	0.0	5.0	3.0	2.0	6.0	2.0	3.0	0.0	6.0	5.0	63.0	6
Northern Ontario	18496	0.0	0.0	2.0	5.0	6.0	5.0	2.0	7.0	6.0	1.0	5.0	1.0	1.0	1.0	2.0	1.0	0.0	1.0	46.0	8
Prince Edward Island	18559	1.0	3.0	1.0	2.0	0.0	1.0	6.0	3.0	0.0	2.0	2.0	6.0	0.0	7.0	0.0	2.0	1.0	2.0	39.0	9

**CANADIAN OPEN 5 PIN CHAMPIONSHIPS**

**GATINEAU, QUEBEC**

**MIXED TEAM EVENT - POINTS ONLY**

PROVINCIAL CONTINGENT	PINFALL	GAME																						TOTAL	RANK
		1	2	3	4	5	6	7	8	9	10	11	12	13	14	15	16	17	18	19	20	21	22		
<b>Saskatchewan</b>	<b>25610</b>	8.0	<b>0.0</b>	6.0	6.0	5.0	2.0	6.0	8.0	7.0	7.0	3.0	1.5	7.0	2.0	2.0	7.0	<b>0.0</b>	6.0	1.0	6.0	7.0	7.0	<b>104.5</b>	<b>1</b>
<b>British Columbia</b>	<b>23782</b>	2.0	8.0	6.0	2.0	3.0	<b>0.0</b>	2.0	6.0	6.0	7.0	6.0	2.0	7.0	3.0	6.0	<b>0.0</b>	8.0	7.0	6.0	2.0	5.0	2.0	<b>96.0</b>	<b>2</b>
<b>Alberta</b>	<b>23853</b>	7.0	7.0	5.0	6.0	6.0	2.0	5.0	0.0	<b>0.0</b>	6.0	6.0	6.0	7.0	3.0	7.0	8.0	6.0	2.0	<b>0.0</b>	2.0	1.0	2.0	<b>94.0</b>	<b>3</b>
<b>Manitoba</b>	<b>23384</b>	5.0	3.0	6.0	3.0	1.0	7.0	6.0	1.0	1.0	<b>0.0</b>	2.0	5.0	3.0	6.0	2.0	8.0	6.0	6.0	7.0	7.0	3.0	<b>0.0</b>	<b>88.0</b>	<b>4</b>
<b>Northern Ontario</b>	<b>22913</b>	<b>0.0</b>	6.0	2.0	6.0	2.0	6.0	7.0	2.0	6.0	7.0	5.0	2.0	5.0	<b>0.0</b>	6.5	0.0	6.0	2.0	2.0	6.0	7.0	2.0	<b>87.5</b>	<b>5</b>
<b>Ontario</b>	<b>23600</b>	3.0	2.0	2.0	2.0	7.0	3.0	7.0	7.0	6.0	2.0	<b>0.0</b>	6.5	1.0	2.0	7.0	6.0	2.0	<b>0.0</b>	2.0	5.0	6.0	6.0	<b>84.5</b>	<b>6</b>
<b>Newfoundland</b>	<b>23305</b>	1.0	5.0	5.0	5.0	6.0	8.0	2.0	<b>0.0</b>	2.0	1.0	2.0	6.0	6.0	5.0	1.5	6.0	2.0	6.0	6.0	<b>0.0</b>	1.0	6.0	<b>82.5</b>	<b>7</b>
<b>Nova Scotia</b>	<b>22899</b>	6.0	1.0	2.0	2.0	7.0	5.0	<b>0.0</b>	5.5	2.0	2.0	6.0	6.0	1.0	5.0	6.0	2.0	2.0	2.0	5.0	5.0	<b>0.0</b>	6.0	<b>78.5</b>	<b>8</b>
<b>Quebec</b>	<b>23673</b>	7.0	3.0	3.0	5.0	<b>0.0</b>	6.0	3.0	1.0	2.0	6.0	2.0	3.0	2.0	6.0	<b>0.0</b>	1.0	5.0	1.0	6.0	3.0	7.0	2.0	<b>74.0</b>	<b>9</b>
<b>Prince Edward Island</b>	<b>21681</b>	0.0	5.0	<b>0.0</b>	3.0	2.0	1.0	1.0	2.5	2.0	1.0	7.0	2.0	<b>0.0</b>	6.0	1.0	0.0	3.0	2.0	2.0	3.0	2.0	6.0	<b>51.5</b>	<b>10</b>
<b>Northwest Territories</b>	<b>20702</b>	1.0	0.0	3.0	<b>0.0</b>	1.0	0.0	1.0	7.0	6.0	1.0	1.0	<b>0.0</b>	1.0	2.0	1.0	2.0	0.0	6.0	3.0	1.0	1.0	1.0	<b>39.0</b>	<b>11</b>

# 2004 CANADIAN OPEN 5 PIN CHAMPIONSHIPS

GATINEAU, QUEBEC

## MENS STEPLADDER SINGLES - RESULTS

					601	<b>Jim Thorpe</b>	319
					801	<b>Bruno Cecyre</b>	265
			1001	<b>John Walsh</b>	230		
			801	<b>Bruno Cecyre</b>	355		
	801	<b>Bruno Cecyre</b>	317				
	501	<b>Jerry Sayer</b>	258				
<b>Wayne Comeau</b>	203						
<b>Jerry Sayer</b>	247						

NATIONAL MEN'S SINGLES CHAMPION

**Jim Thorpe**

## LADIES STEPLADDER SINGLES - RESULTS

					802	<b>Helene Godmaire</b>	270
					202	<b>Yvonne Walker</b>	296
			202	<b>Yvonne Walker</b>	264		
			1002	<b>Shelly MacDonald</b>	254		
	1002	<b>Shelly MacDonald</b>	287				
	602	<b>Sandi Horton</b>	266				
<b>Sandi Horton</b>	246						
<b>Tina Keeping</b>	180						

NATIONAL LADIES SINGLES CHAMPION

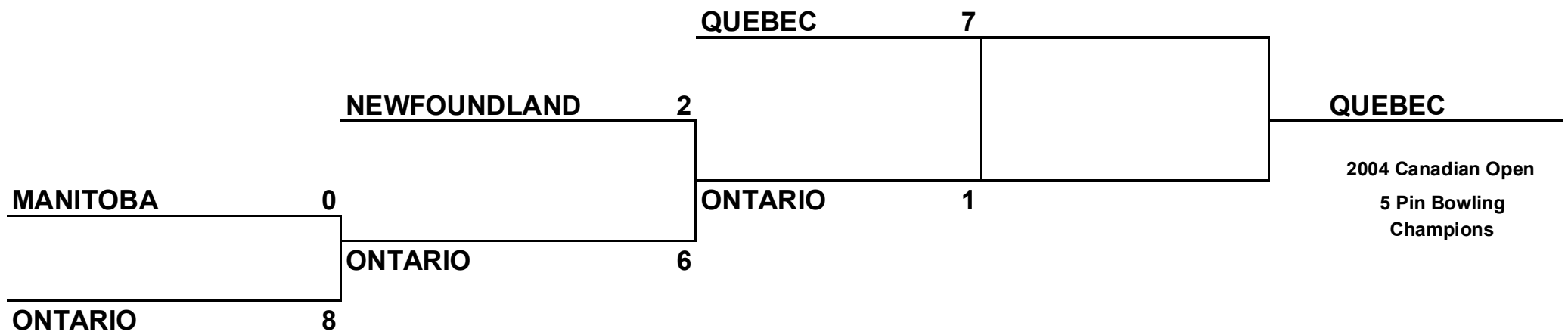
**Yvonne Walker**

# 2004 CANADIAN OPEN 5 PIN CHAMPIONSHIPS

GATINEAU, QUEBEC

LADIES TEAM FINALS

Playoff Round - Saturday, June 5, 2004



Gold QUEBEC

Silver ONTARIO

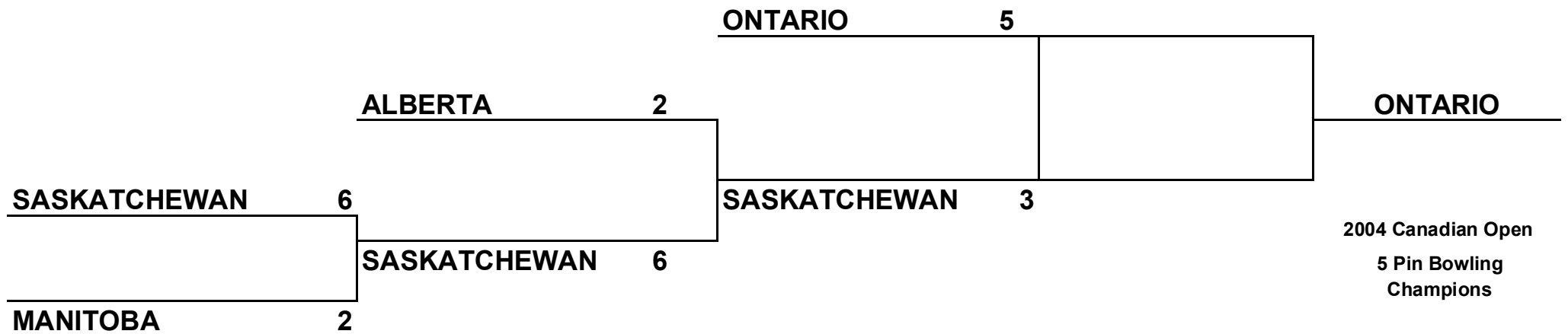
Bronze NEWFOUNDLAND

# 2004 CANADIAN OPEN 5 PIN CHAMPIONSHIPS

GATINEAU, QUEBEC

MENS' TEAM FINALS

Playoff Round - Saturday, June 5, 2004



**Gold ONTARIO**

**Silver SASKATCHEWAN**


**Bronze ALBERTA**

# 2004 CANADIAN OPEN 5 PIN CHAMPIONSHIPS

GATINEAU, QUEBEC

MIXED TEAM FINALS

Playoff Round - Saturday, June 5, 2004



2004 Canadian Open  
5 Pin Bowling  
Champions

- Gold SASKATCHEWAN
- Silver BRITISH COLUMBIA
- Bronze ALBERTA



# 2004 Canadian Open 5 Pin Bowling Championship

GATINEAU, QUEBEC

## AGGREGATE STANDINGS

POS.	PROV	Ladies Single		Men's Single		Ladies Team		Men's Team		Mixed Team		Total
		Pos	Pts.	Pos	Pts.	Pos	Pts.	Pos	Pts.	Pos	Pts.	
1	Ontario	4	5	1	11	2	8	1	11	6	3	38
2	Quebec	2	8	2	8	1	11	6	2.5	9		29.5
3	Saskatchewan	8	1	9		6	3	2	8	1	11	23
4	British Columbia	1	11	8	1	9		6	2.5	2	8	22.5
5	Alberta	7	2	6	3	5	4	3	6	3	6	21
6	Manitoba	9		4	5	4	5	4	5	4	5	20
7	Newfoundland	5	4	10		3	6	5	4	7	2	16
8	Prince Edward Island	3	6	3	6	8	1	9		10		13
9	Northern Ontario	10		7	2	7	2	8	1	5	4	9
10	Nova Scotia	11		5	4	n/a		n/a		8	1	5
11	Northwest Territories	6	3	11		n/a		n/a		11		3

# 2004 Canadian Open 5 Pin Bowling Championship

GATINEAU, QUEBEC

## ALL STARS

### LADIES

Alysa Spark	Saskatchewan
Tracy Smith	Alberta
Crystal Orenchuk	Saskatchewan
Yvonne Walker	British Columbia
Helene Godmaire	Quebec

### MEN

Robert Shanas	Manitoba
Mark Jackson	Alberta
Jim Thorpe	Ontario
Bryce McKiernon	Ontario
Jason Procher	Ontario

## ROOKIE OF THE YEAR

<b>LADIES</b>	Crystal Orenchuk	Saskatchewan
---------------	------------------	--------------

<b>MEN'S</b>	Rob Himburg	Ontario
--------------	-------------	---------