

2000 National Open 5 Pin Bowling Championships - Hamilton, ON
FINAL RESULTS

Aggregate

Prov.	Ladies Single	Men's Single	Ladies Team	Men's Team	Mixed Team	Total
AB	3	11	4	11	11	40
ON	8	6	3	6	8	31
MB	5	0	8	8	5	26
NL	11	5	5	1	3	25
SK	0	8	2	5	4	19
NO	0	1	11	3	1	16
BC	1	3	6	4	2	16
QC	6	4			6	16
NS	4	2	0	2		8
NT	2	0	0	0	0	2
PE	0	0	1	0	0	1

ALL STARS

MEN

AB - Gene Ziebarth
 ON - Roy Brooks
 ON - Sean Debeau
 AB - Bruce Morter
 AB - Mark Jackson

LADIES

NL - Melissa O'Brien
 MB - Karen Born
 NO - Barbrea McLachlan
 ON - Elizabeth Poitras
 AB - Jennifer Marshall

NOTABLE HIGH SCORES

400+	405	Robert Williams	NL - Men's Singles
	413	Cynthia Woods	NL - Ladies Team
	428	Roy Brooks	ON - Men's Team
	410	Mark Busch	ON - Mixed Team
900 +	920	Helene Godmaire	QC - Ladies Singles
	909	Melissa O'Brien	NL - Ladies Singles
	928	Cynthia Woods	NL - Ladies Team
	927	Kathleen Millar	ON - Ladies Team
	912	Kelly Glengross	BC - Men's Singles
	928	Steve Stasiuk	MB - Men's Team (playoffs)
		<i>not all 900+ for men were recorded</i>	
1000 +	1011	Roy Brooks	ON - Men's Team

2000 National Open 5 Pin Bowling Championships - Hamilton, ON
FINAL RESULTS

HIGH SCORES

Individual High Single

Ladies Single	385	NS - Joanne Blades
Men's Single	405	NL - Robert Williams
Ladies Team	413	NL - Cynthia Woods
Men's Team	428	ON - Roy Brooks
Mixed Team Lady	347	ON - Elizabeth Poitras
Mixed Team Man	410	ON - Mark Busch

Individual High Triple

Ladies Single	920	QC - Helene Godmaire
Men's Single	912	BC - Kelly Glencross
Ladies Team	928	NL - Cynthia Woods
Men's Team	1011	ON - Roy Brooks
Mixed Team Lady	837	ON - Natalie Laporte
Mixed Team Man	860	BC - Russel Hunt

Individual High Four

Ladies Single	1200	QC - Helene Godmaire
Men's Single	1245	AB - Gene Ziebarth
Ladies Team	1173	MB - Karen Born
Men's Team	1274	ON - Sean Debeau
Mixed Team Lady	1074	ON - Elizabeth Poitras
Mixed Team Man	1126	BC - Russel Hunt

Individual High Five

Ladies Team	1453	MB - Karen Born
Men's Team	1490	ON - Roy Brooks
Mixed Team Lady	1421	ON - Elizabeth Poitras
Mixed Team Man	1355	ON - Mark Busch

Team High Single

Ladies	1408	Manitoba
Men	1500	Alberta
Mixed	1587	Ontario

Team High Triple

Ladies	3852	Manitoba
Men	4053	Ontario
Mixed	3773	Ontario

Team High Four

Ladies	5032	Manitoba
Men	5449	Ontario
Mixed	4898	Ontario

Team High Five

Ladies	6416	Manitoba
Men	6386	Alberta
Mixed	6351	Ontario

2000 National Open 5 Pin Bowling Championships - Hamilton, ON

FINAL RESULTS

SINGLES QUALIFYING (16 games)

Ladies				Pinfall	MEN	Pinfall	
1st	ON	Lynne White	4371	1st	AB	Gene Ziebarth	4691
2nd	QC	Helene Godmaire	4274	2nd	ON	David Michael	4272
3rd	NL	Melissa O'Brien	4112	3rd	NL	Robert Williams	4271
4th	MB	Linda Orne	4094	4th	QC	Marc Madore	4192
5th	NS	Joanne Blades	3856	5th	SK	Doug McCaw	4156
6th	AB	Nancy Gervais	3792	6th	BC	Kelly Glencross	4059
7th	NT	Crystal Craig	3703	7th	NS	Wayne Comeau	3977
8th	BC	Janis Long	3614	8th	NO	Dennis Umakoshi	3957
9th	NO	Lynn Gosselin	3594	9th	PE	Stephen Gallant	3955
10th	PE	Sherry Doucette	3371	10th	NT	Mike Penkala	3878
11th	SK	Angelina Skalicky	3316	11th	MB	Gus Scaletta	3671

STEPLADDER - LADIES

					ON		
					Lynn White	232	
					<hr/>		
				QC	Melissa O'Brien	276	
					Helene Godmaire	219	
					<hr/>		
				NL	Melissa O'Brien	312	
					Melissa O'Brien	267	
					<hr/>		
				MB	Linda Orne	254	
					Linda Orne	210	
					<hr/>		
					Joanne Blades	199	
					<hr/>		
					NS		

GOLD ON - Melissa O'Brien

STEPLADDER - MEN

					AB		
					Gene Ziebarth	357	
					<hr/>		
				ON	Doug McCaw	209	
					David Michael	253	
					<hr/>		
				NL	Doug McCaw	327	
					Robert Williams	234	
					<hr/>		
				QC	Doug McCaw	259	
					Marc Madore	287	
					<hr/>		
					Doug McCaw	312	
					<hr/>		
					SK		

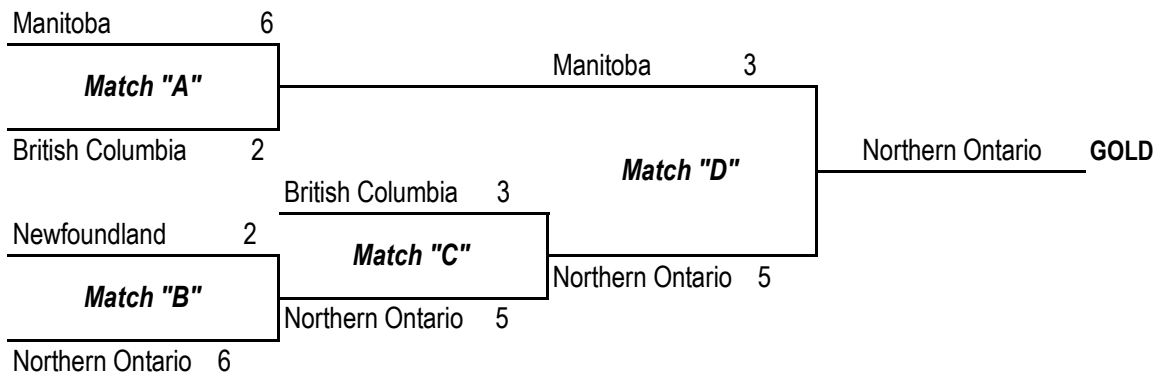
GOLD AB - Gene Ziebarth

2000 National Open 5 Pin Bowling Championships - Hamilton, ON

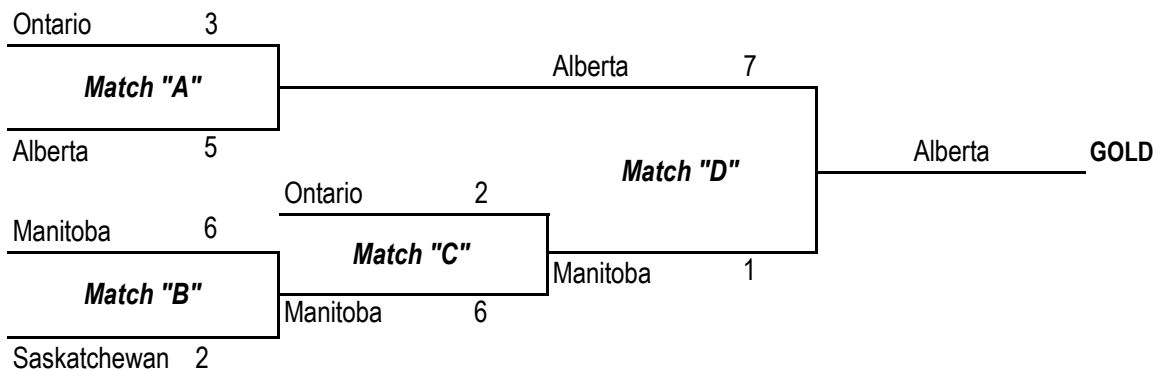
FINAL RESULTS

TEAM STEPLADDERS

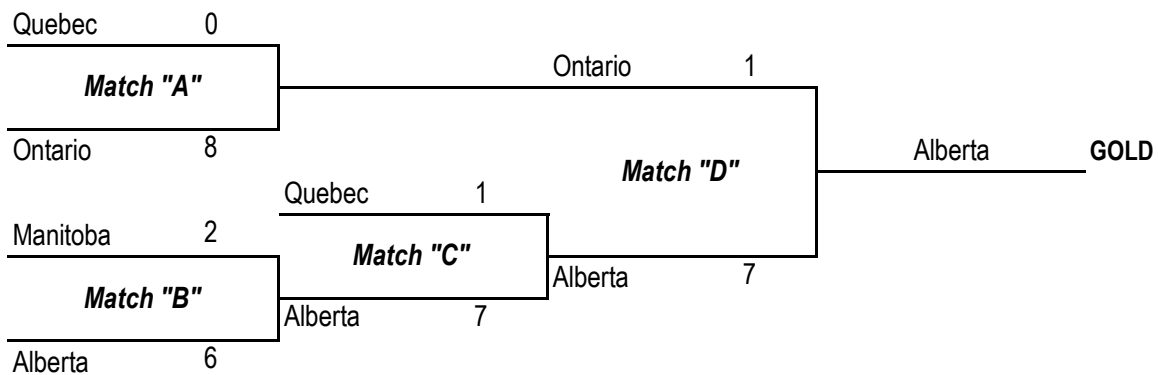
LADIES



MEN



MIXED



2000 National Open 5 Pin Bowling Championships - Hamilton, ON

FINAL RESULTS

Qualifying Round - LADIES TEAMS Points

1st	Manitoba	102
2nd	British Columbia	94.5
3rd	Northern Ontario	85.5
4th	Newfoundland	85.5
5th	Alberta	79
6th	Ontario	78
7th	Saskatchewan	73
8th	Prince Edward Island	47.5
9th	Nova Scotia	45
10th	Northwest Territories	30

GOLD - NORTHERN ONTARIO *	SILVER - MANITOBA *	BRONZE - BRITISH COLUMBIA *
Barbra McLachlan 258.1	Donna Watson 226.1	Sandy Bakewell 230.4
Yvette MacLellan 208.3	Karen Armstrong 245.4	Rhonda Nelson 244.4
Cathy Davidson 247.8	Karen Born 263.0	Jessie Lambert 233.5
Denise Blake 228.8	Chris Monchak 236.4	Sandy Wilschek 224.4
Jennifer Raymond 205.2	Deanna Barbour 234.7	Tracey Oye 224.1
Doris Kirkey 234.1	Jamie Szocs 243.7	Laura Tappert 210.9
Coco Lariviere (Coach)	Dylis Turner (Coach)	Laurie Houston (Coach)

**Averages include stepladder games*

4th	5th	6th	7th
NEWFOUNDLAND *	ALBERTA	ONTARIO	SASKATCHEWAN
Andrea Lane 235.1	Jennifer Marshall 255.0	Kristy Zammit 224.3	Kim Ewasko 230.6
Dawn Lane 235.8	Stacey Sanderson 233.4	Carol Ross 227.1	Michelle Johnstone 225.6
Linda Hann 213.0	Brenda Closen 231.8	Sandy Lyons 238.6	Wende Fisher 230.5
Nicole Humby 215.3	Pamela Marshall 221.0	Jen Donovan 245.8	Ann Johnstone 219.0
Cynthia Woods 254.4	Debbie Boswell 197.2	Sandy Cuthbert 237.0	Linda Bereti 222.3
Susan Russell 220.6	Annette Bruneau 227.8	Kathleen Millar 240.7	Valerie Hodges 221.6
Baxter Vincent (Coach)	Don Marshall (Coach)	Brian Kaye (Coach)	Gord Craig (Coach)

8th	9th	10th
PRINCE EDWARD ISLAND	NOVA SCOTIA	NORTHWEST TERRITORIES
Sue MacPherson 201.7	Synthia Schofield 230.4	Kim Bailey 223.8
Kathy Taylor 219.7	Susan Matthews 183.6	Wendy Rogers 211.7
Mim Macinnis 236.9	Sally McMullin 210.8	Sally O'Brien 154.4
Gerri-Lynn Henderson 187.7	Sheila Anderson 201.3	Lillian Crook 198.2
Flora MacLennan 190.5	Dorinda Nixon 180.3	Lorraine Gagnon 203.3
Sylvia Cole 198.9	Tracy Murray 209.3	Marlene Millar 183.3
Glenda Gallant (Coach)	Paul Guay (Coach)	Brian Lefebvre (Coach)

2000 National Open 5 Pin Bowling Championships - Hamilton, ON

FINAL RESULTS

Qualifying Round - MEN'S TEAMS Points

1st	Ontario	98
2nd	Alberta	96
3rd	Manitoba	84
4th	Saskatchewan	79
5th	British Columbia	69.5
6th	Northern Ontario	65
7th	Nova Scotia	64.5
8th	Newfoundland	64
9th	Prince Edward Island	56.5
10th	Northwest Territories	43.5

GOLD - ALBERTA	*	SILVER - MANITOBA	*	BRONZE - ONTARIO	*
Tom Stevenson	248.9	Dan Robson	238.0	Bernie Menard	238.2
Mark Jackson	270.6	Geoff Caron	241.5	Roy Brooks	279.7
Gord Mattern	239.9	Steve Stasiuk	250.1	Sean Debeau	272.8
Bruce Morter	283.6	Robert Shanas	248.1	Allen Villeneuve	223.0
Lynn Howell	232.7	Steve Prysiazniuk	229.5	Robert Bourdage	226.4
Kevin Johnston	225.5	William Orne	237.4	Stephane Lapensee	256.3
Don MacIver (Coach)		Glen Sproule (Coach)		George Chrulenko (Coach)	

**Averages include stepladder games*

4th		5th		6th		7th	
SASKATCHEWAN *		BRITISH COLUMBIA		NORTHERN ONTARIO		NOVA SCOTIA	
Frank Fochesato	255.5	Jari Paananen	202.3	Mike McNamara	237.7	Dan Flammand	249.8
Doug Clark	251.5	Ken Kelly	219.8	David Secord	245.7	Tim Martell	235.2
Don Clearihue	227.6	Mark Baily	261.1	Jim MacLellan	231.8	Andre Rochefort	233.0
Vic Krasilowez	241.6	Hank Krahn	235.7	Jean-Marie Girard	235.7	Ken Collins	227.8
Brian Lanctot	246.6	Dennis Hampton	249.2	Todd Innis	231.1	Marc Rapitta	239.8
Kevin Clark	247.4	Bob Herman	253.3	Guy Meilleur	229.9	Jeff Sampson	226.8
Wayne Fiesel (Coach)		Barry Hampton (Coach)		Dave Burla (Coach)		Ed Nofall (Coach)	

8th		9th		10th	
NEWFOUNDLAND		PRINCE EDWARD ISLAND		NORTHWEST TERRITORIES	
Chris Harris	229.0	Ernie Doucette	241.0	Darrell Koch	227.3
David Escott	235.4	Randy Diamond	236.1	Liliano Marrai	221.0
Darrin Hall	254.3	Don Burke	217.2	Dan Sanford	244.0
Stephen Browne	238.3	Steven Burke	222.8	Steve O'Hara	192.6
Austin Rossiter	215.9	Barrie Metcalf	217.4	Jim White Sr.	191.4
Rick Lane	232.0	Gerard Arbing	211.6	Neil Moore	160.0
Fred Hawco (Coach)		Vince Carragher (Coach)		Karen White (Coach)	

2000 National Open 5 Pin Bowling Championships - Hamilton, ON

FINAL RESULTS

Qualifying Round - MIXED TEAMS Points

1st	Quebec	104.5
2nd	Ontario	95
3rd	Manitoba	91
4th	Alberta	89
5th	Saskatchewan	87
6th	Newfoundland	64.5
7th	British Columbia	60.5
8th	Northern Ontario	56
9th	Prince Edward Island	36.5
10th	Northwest Territories	36

GOLD - ALBERTA	*	SILVER - ONTARIO	*	BRONZE - QUEBEC	*
Greg Koch	248.4	Stacey Sparkes	231.5	Gaetan Cote	245.6
Doug Goodman	235.0	Wade Thompson	257.5	Maurice Girouard	249.0
Len Pharoah	232.0	Mark Busch	249.6	Jean-Francois Danis	245.7
John Drnasin	246.5	Jeff Belanger	226.5	Luc Duguay	246.2
Tracey Ranta	231.2	Elizabeth Poitras	260.4	Claudette Demers	225.2
Jeannette Doyle	229.9	Natalie Laporte	233.2	Chantal Brennan	200.9
Gail Sweeny	220.5	Brenda Hamilton	207.0	Joanne Trudel	217.3
Fran Clarke (Coach)				Pit Plante (Coach)	

**Averages include stepladder games*

4th		5th		6th		7th	
MANITOBA *		SASKATCHEWAN		NEWFOUNDLAND		BRITISH COLUMBIA	
Tim Zilinsky	240.6	Don Campbell	229.3	Bob Lane	237.5	Russel Hunt	258.2
Glen Howarth	242.7	Curtis Heron	219.8	Rick Mackey	208.0	Fred Hickey	222.6
Randy French	220.0	Lionel Hertlein	214.9	Billy Woods	259.3	Kim Wilson	203.1
Brad Peniuk	221.6	Preston Karoly	264.0	Dave Hann Jr.	238.0	John Born	214.6
Dixie McDonald	222.9	Jennifer Schafer	212.9	Vanessa Cranford	154.0	Rita Hunt	210.3
Donna Monchak	211.2	Monique Gourdeau	227.2	Corrina Hogan	193.9	Carla Brugge	230.2
Karrie Thibert	230.2	Laura Orenchuk	220.2	Gillian Russell	218.6	Jennifer Eby	211.3
Geoff McMullan (Coach)		Bob Cameron (Coach)		Elizabeth Lane (Coach)		Shawn Eby (Coach)	

8th		9th		10TH	
NORTHERN ONTARIO		PRINCE EDWARD ISLAND		NORTHWEST TERRITORIES	
Brian Kenny	235.5	Albert Shepard	196.3	Eric Gutland	198.6
Darcy Brazeau	239.2	Dave Livingston	223.3	Len Klause	220.7
Brad Bacvar	217.5	Bill Giggey	213.3	Jeff Brockway	224.6
Dan Gervais	221.7	Ernie Blacquiére	217.4	Rick O'Brien	205.8
Huguette Cloutier	194.5	Jackie MacKinnon	189.3	Shirley Webb	185.5
Bridgitte Dulac	201.2	Pat MacKinnon	194.8	Georgina Bassette	176.1
Lori Graham	188.6	Joanie MacLeod	197.5	Helen Lawson	183.4
Claude Belanger (Coach)		Andrew Gallant (Coach)		Shirley Klause (Coach)	